

# WP-1 "Pink"

Water Based Flexible SBR Waterproof Under-tile Membrane

CLASS III

## Product Data Sheet

January 2024



### DESCRIPTION

WP-1 is a waterborne flexible SBR waterproof membrane designed for use under tiled finishes that are capable of accommodating expected structural movement. It complies with the performance requirements of Building Code of Australia 2007 Clause FP1.4 and FP1.7 (Volume 1 – Class 2 to Class 9 buildings) and P2.2.2 and P2.4.1 (Volume 2 – Class 1 and Class 10 building Housing Provisions). May be used under cement-based tile adhesives that meet the requirements of Australian Standard 2358. VOC Content of WP-1 is below the maximum VOC Content for Architectural and Interior sealants as required by Green Star Office Design V2, V3, Office Interiors V1.1, and APAS D181.

### FEATURES & BENEFITS

- Low VOC content
- Class III membrane to AS4858
- Accommodates cracking in substrates
- High adhesion to a wide variety of substrates
- Cures to a textured finish
- Compatible with ACT tile adhesives
- Premixed & Fast Curing
- User Friendly
- Infused Primer Technology (IPT)
- Requires 12mm bond breaker

### COVERAGE

1 litre of ACT WP-1 will cover approx. 1m<sup>2</sup> after two (2) coats.

### SUITABLE FOR

- Shower recesses
- Bathrooms
- Laundries & Kitchens
- Balconies
- Existing tiles
- Steel (suitably primed)
- Swimming Pools\*
- Concrete, cement render
- Fibrous cement sheeting
- Hardies/CSR sheet flooring
- Brick
- Light weight aggregate block
- Plasterboard, MDF
- Plywood sheet flooring

### PERFORMANCE DATA

Property	Test Method	Test Results
<u>Adhesion</u>		
Concrete:	ASTM D4541	1.0-1.5N/mm2
Fibre board:		2N/mm2
Plywood:		1.8N/mm2
Lightweight block:		0.5N/mm2
Brick:		2.5N/mm2
Steel:		1.6-3.0N/mm2
Tensile Strength	ASTM D412	1.6-1.9 mPa
Elongation	AS 4858:2004	317%
Water Vapour Transmission	ASTM E96	1g/m2 /24hr
Mandrel Bend Test (6mm diameter)	180° around cylindrical mandrel	Pass – No failure
Hardness	ASTM D2240	29A
<u>Chemical Resistance</u>	Visual examination after 7 days immersion	
Dilute Acids		Good
Dilute Alkali		Good
Salt Solutions		Good
Water Absorption	AS 3558.1	2.73%
VOC Content	SCAQMD 304-91	28g/L

### TECHNICAL DATA

Number of coats:	2	Recoat (25°C.):	2-4hrs
Spreading rate per coat:	2m <sup>2</sup> /L	Curing time:	7 days
Wet film per coat:	500 Microns	Thinner:	Water

### SUBSTRATE PREPARATION

The substrate should have a light even texture. Masonry should be flush pointed and all defects in existing surfaces made good. Ensure all high points and protrusions are ground off. Due to the wide variety of substrates available, it is always advisable to check adhesion by laying a test sample before commencing the job.

Substrates that are particularly porous and/or dusty should be primed with ACT PR-2 water-based primer. Blowholes, areas of honeycombing etc. need to be filled and the surface brought back to an even profile with a suitable repair render. Trowel to a smooth even finish and allow to cure.

### APPLICATION

Apply bond breaker into internal angles/corners (wall and floor junction) and vertical angles/corners (wall and wall junction) as per standard. Tiling over expansion joints and construction joints must have tiles placed in such a manner that the joint (extra wide grout line) can be filled with elastomeric sealant. After application of bond breaker fabric, stir thoroughly and apply 1st coat of **WP-1** using a brush. Work from corners towards exposed areas. Allow to cure. Apply a 2nd coat of **WP-1** at right angles to the previous application using a brush or roller. Allow to dry before the application of a screed or ACT approved tiling adhesive such as **ADH-44, ADH-55, ADH-66**.

### DRYING

Allow 1st coat to cure for minimum **2 hours** at 25°C. 2nd coat will require **24 hours** to cure prior to commencement of tiling or screeding. Cooler temperatures will prolong curing times. Ensure there is airflow in area to assist.

### CLEAN UP

**WP-1** can be removed from the surface using a damp cloth while the product is wet. Tools and equipment can be scrubbed clean with warm water prior to drying.

### SHELF LIFE

In unopened original packaging for up to 12 months when stored in a cool, dry environment off the floor.

### SAFETY DIRECTIONS

ACT Australia supports best practice in material handling. Appropriate gloves, dust masks, safety glasses and protective clothing should be worn. If product comes in contact with skin, wash off with soapy water. Avoid inhaling dust by wearing appropriate dust mask. If swallowed, drink plenty of drinkable water and seek medical advice. In case of contact with the eyes, rinse with clean water or eye wash solution and seek medical advice.

### LIMITATIONS

- Do not apply in temperatures below 7°C or relative humidity is above 85%.
- Do not apply if rain is imminent.
- Do not apply WP-1 to wet substrates. The moisture content of the substrate should be less than 14%. Check with a moisture meter if unsure.
- If in doubt, contact **ACT Australia Technical Services** for further information and advice.

\*Contact ACT Australia for system recommendation



Adhesive Construction Technology Australia Pty Ltd  
65 Dunn Road  
Rocklea QLD 4106

1300 794 321  
info@actaus.com  
actaus.com



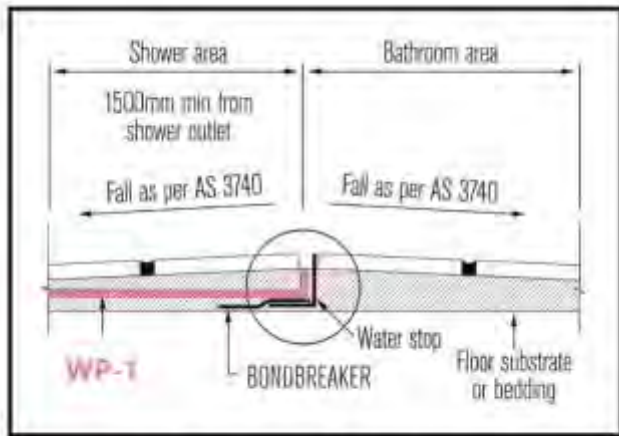
# WP-1 "Pink"

Water Based Flexible SBR Waterproof Under-tile Membrane

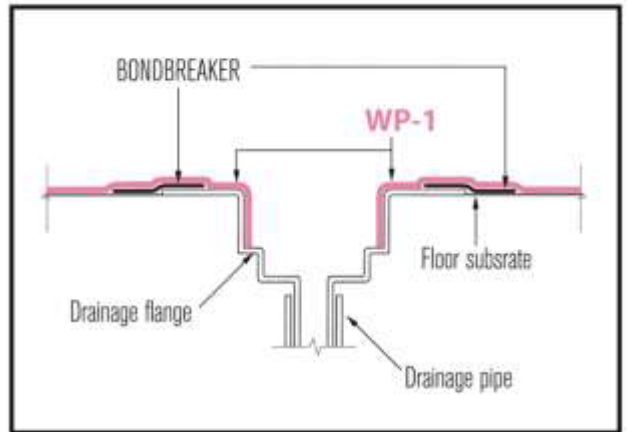
CLASS III

## Product Data Sheet

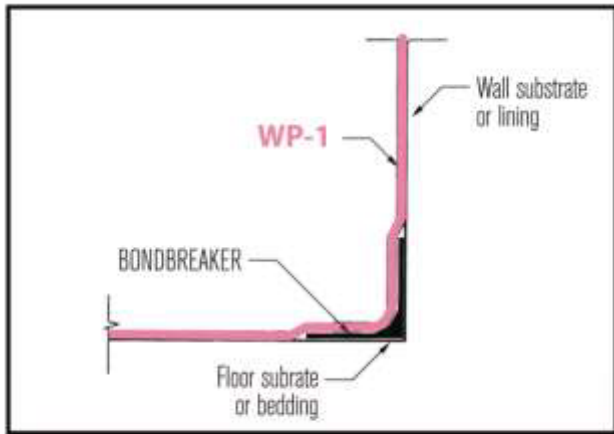
January 2024



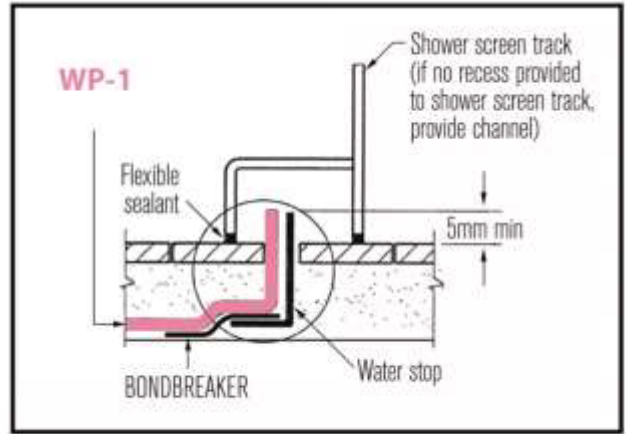
**TYPICAL TERMINATION OF MEMBRANE FOR UNENCLOSED SHOWERS**



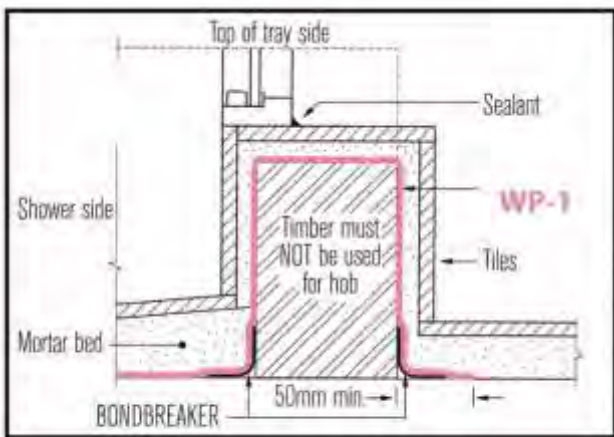
**TYPICAL MEMBRANE TERMINATION AT DRAINAGE OUTLET**



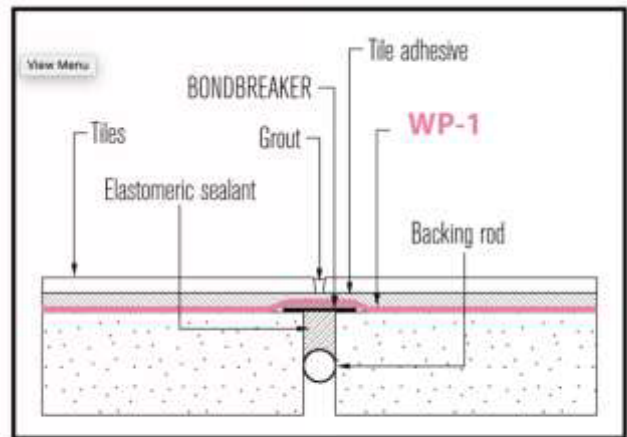
**TYPICAL BOND BREAKER DETAIL**



**TYPICAL HOBLESS CONSTRUCTION**



**TYPICAL HOB CONSTRUCTION INTERNAL MEMBRANE**



**TYPICAL CONSTRUCTION OVER EXPANSION OR CONSTRUCTION JOINTS**



Adhesive Construction Technology Australia Pty Ltd  
65 Dunn Road  
Rocklea QLD 4106

1300 794 321  
info@actaus.com  
actaus.com

